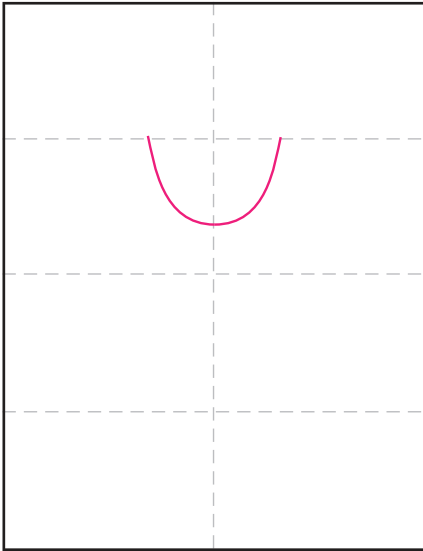
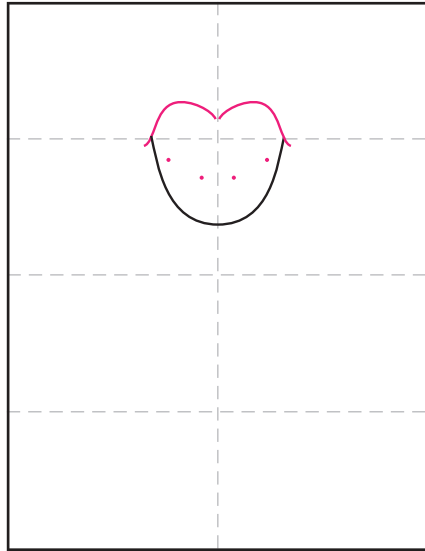


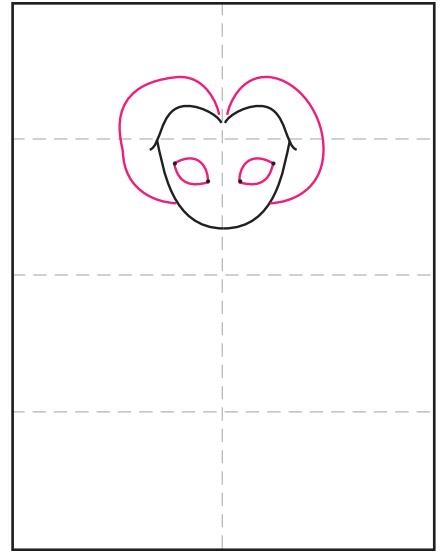
Draw Elsa




1. Make guide lines. Draw a U shape.




2. Add hair line. Make dots for eyes.




3. Connect the dots for eyes. Add hair.




4. Finish eyes, add bangs and top hair.




5. Add head details. Start the body.



6. Draw the two arms.



7. Draw the clothes details. Start braid.



8. Finish braid, clothes and snowflake.




9. Trace and color with crayons.

Take the
mystery out
of drawing...



Art Projects for Kids

Kathy Barbro



Like this tutorial?
It's only the beginning.
Try these popular ebooks:

How to Draw

Draw World Landmarks

Draw Landscapes

www.artprojectebooks.com

